

# The Double B Ranch Presents

Their 8th Club Match for 2015

# Love on the Chisholm Trail!

**Saturday, Sept 9, 2017**

**At the Cap Pele Gun Range**

**Registration opens at 09:00**

**Safety Meeting and Range Rules 09:30**

**Shooting starts at 10:00**

**Match Fee \$10.00**

## **Five Main Match Stages**

**Minimum Ammo: Rifle 50, Pistol 50, Shotgun 20**

**Lunch will be on you, soft drinks provided**

**Limited washroom facilities available on site.**

**All SASS Rules will apply, as supplemented by BBRR Rules**

**To check out who is coming take a look at the web site at  
<http://www.doublebcowboys.com/matches.html>**

**For those of you who are considering joining us, please let us know by [e-mail](mailto:). If you are curious about who's coming check out the website at <http://doublebcowboys.com/matches.html>**

## **Contact**

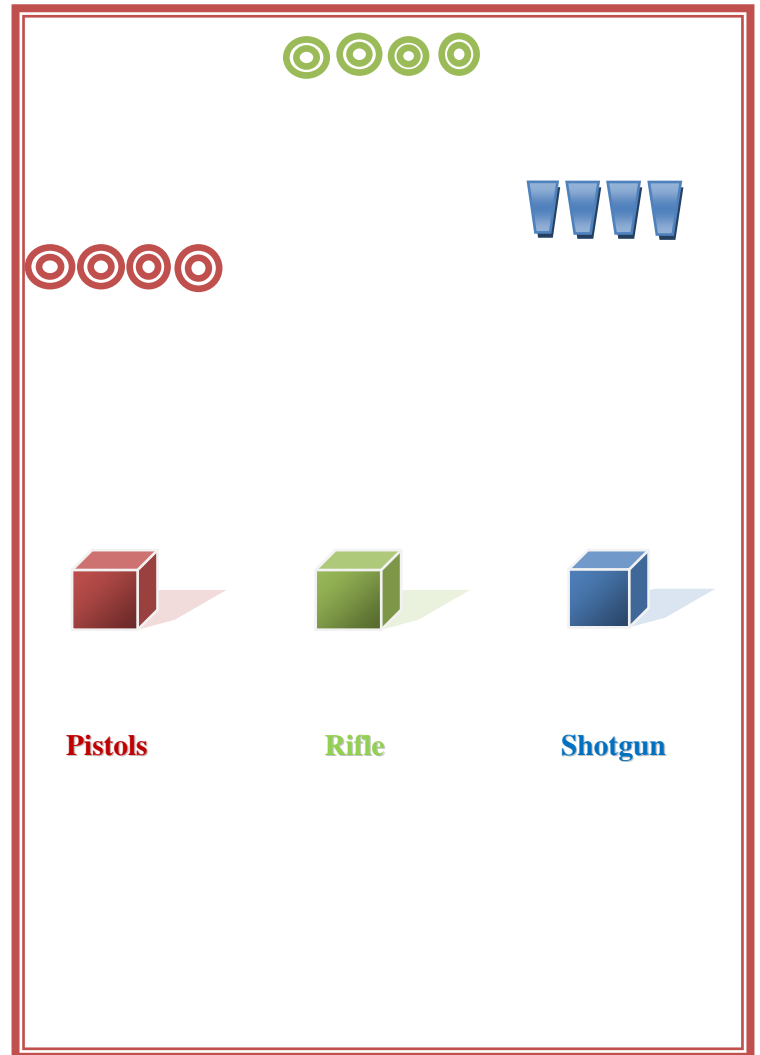
For those of you with questions please feel free to contact us at

[doc.mcgillicuddy@doubleBcowboys.com](mailto:doc.mcgillicuddy@doubleBcowboys.com)

# Stage 1 - Millie

Life on the Chisholm Trail can be lonely so one tends to find love wherever they can. Millie was the first love of my life. She was a petite little thing. We were getting along great, or at least I thought so. Her Pa ( Everyone called him the Old Major, I think he fought in a war or something), did not think we were good for each other so he rounded up the BBRR boys and they set out to show me the error of my ways.

Pistol:10  
Rilfe:10  
Shotgun:4



**Starting Position:** Starting at the rifle position with the shotgun lying on the table, pistol holstered, rifle lying on the rifle table.

**Procedure:** Waving your hands in the air you say ... " Howdy Major"

At the beep engage the rifle targets 1112233344 Lay the rifle on the table and go to the Pistol table.

Engage the pistol targets 11122/33344. Holster your pistols and go to the shotgun table.

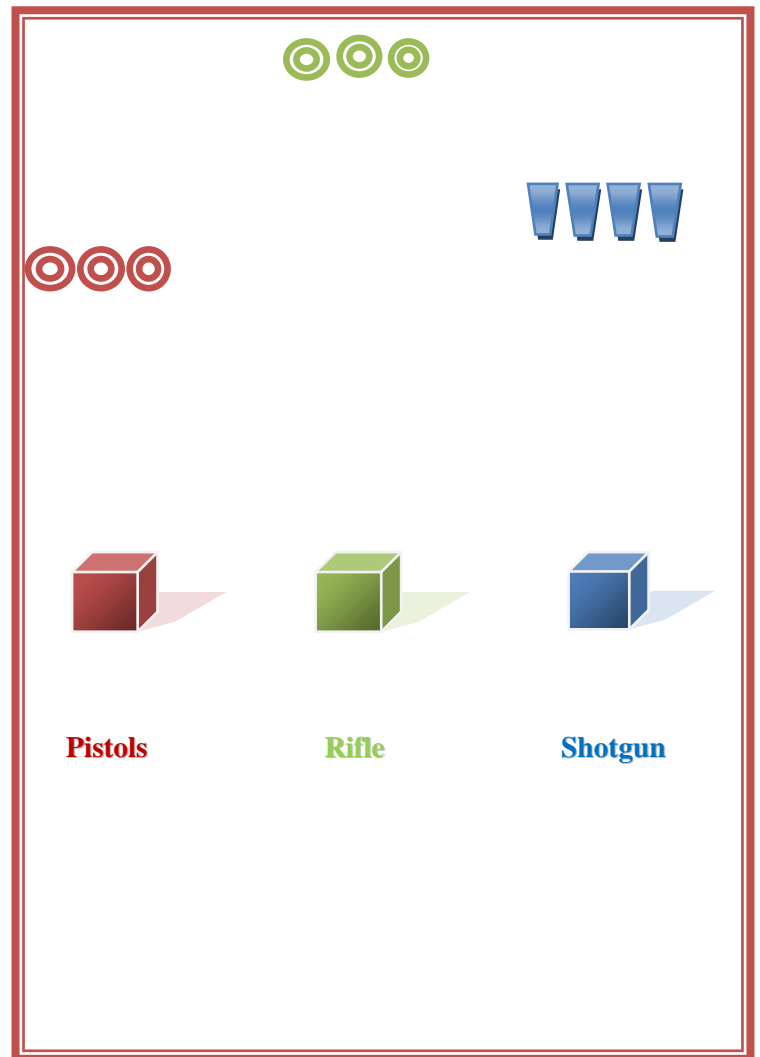
Engage the shotgun targets 1234. Lay the shotgun on the table

If you are finished pick up your rifle and shotgun, and go to the unloading table!!

## Stage 2 - Lilly

Lilly was a 'Special Girl', you know the kind where your Grandma says "my, isn't she special" in that funny kind of way. I'm not quite sure of what she meant?? One day we were down by the pond looking for tadpoles when those pesky BBRR ratfinks came along and started their trouble. They pushed Lilly into the pond and she got all wet .... Enough is enough!

Pistol:10  
Rilfe:10  
Shotgun:4



**Starting Position:** Starting at the rifle position with the shotgun lying on the table, pistol holstered, rifle at Arizona surrender.

**Procedure:** With the rifle at Arizona surrender you say ... " Jump like toads you varmint"

At the beep, engage the rifle targets using the "Hop Toad Shuffle" 2123221232 Lay the rifle on the table and go to the Shotgun table.

Engage the shotgun targets 2143. Lay the shotgun on the table and go to the pistol table.

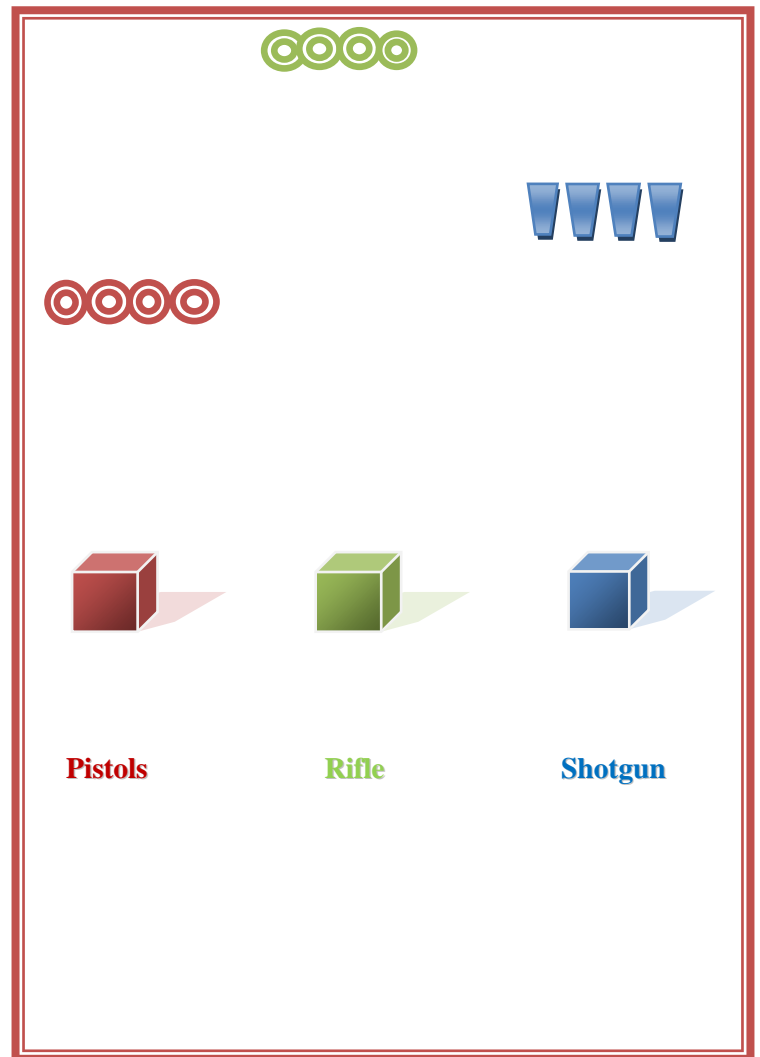
Engage the pistol targets 21232/21232.

It's all over! ..... and go to the unloading table!!

## Stage 3 - Sue

Now I know life can be hard but have you ever just wonder why it all seems to be happening to you? I met "Sue" through the Wagon Train Dating Service. they said she was a handsome girl, I figured I might as well get dumped by a handsome girl. I jumped off the train in San Juan and hollered "My name is Sandy and I'm looking for Sue" ... then I heard this deep voice say My name is Sue How do you do. She ? ... He went for his revolvers and I went for mine.

Pistol:10  
Rilfe:10  
Shotgun:4



**Starting Position:** Starting at the pistol position with the shotgun lying on the table, pistol holstered, rifle laying on the rifle table.

**Procedure:** With your hands on the table you say ... " This just isn't going to work Sue"

At the beep engage the pistol targets using the "San Juan Sweep" 11212/31234  
Holster your pistols and go to the rifle table.

Engage the rifle targets 1121231234 . Lay the rifle on the table and go to the shotgun table.

Engage the shotgun targets 1423

Time to scramble ..... pick up your rifle and shotgun and go to the unloading table!!

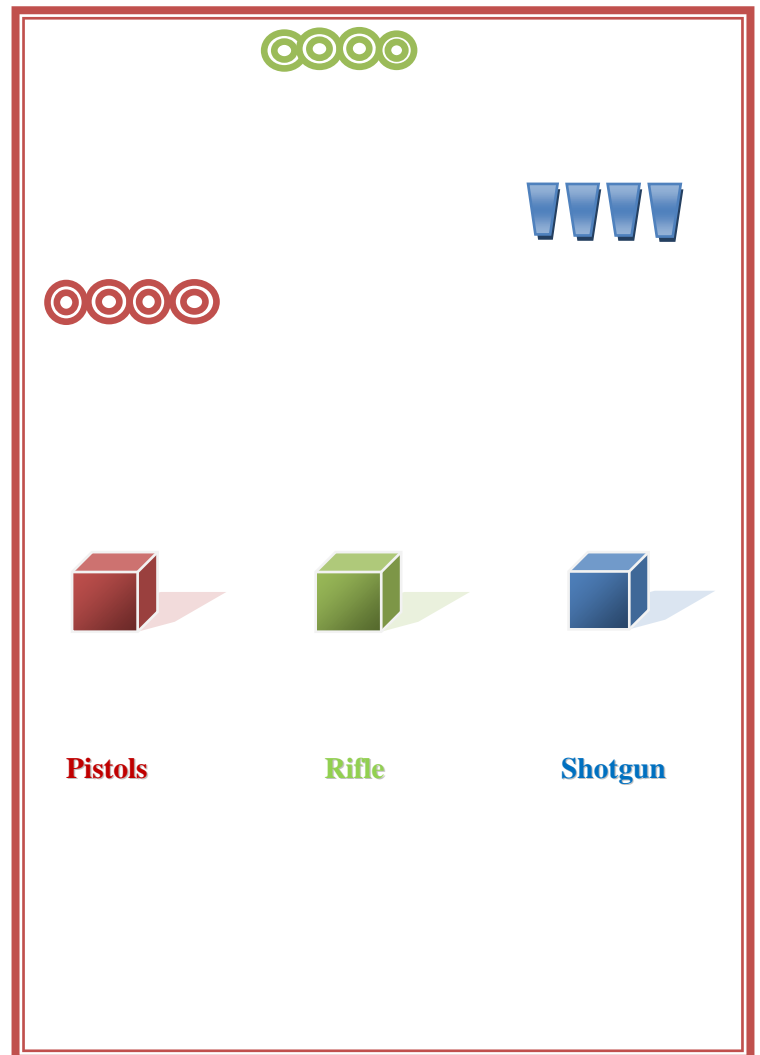
## Stage 4 - Juanita

After my experience with Sue or whatever his name was I decided to head to head south of the border. I ended up in this two bit town that had a post office and a taco stand. Juanita worked at Tony's Taco's. Tony's Tacos was owned by Clancy. I know it's not your typical Mexican name but Clancy was a shrewd business man and when he found out Juanita was giving me freebies he sent his muscle to collect his money. Lefty and Jose Bootas were deadly dudes but I decided to shoot my way out ... I had no money!

Pistol:10

Rilfe:10

Shotgun:4



**Starting Position:** Starting at the Rifle position with the rifle at port arms, with the shotgun lying on the table, and pistol holstered.

**Procedure:** With your rifle at port arms you say ... " I'm gonna have to pay my bill in lead"

At the beep engage the rifle targets using the "Poverty Sweep" 1234234344 Lay your rifle on the table and go to the shotgun table.

Engage the shotgun targets 1234. Lay the shotgun on the table and proceed to the pistol table

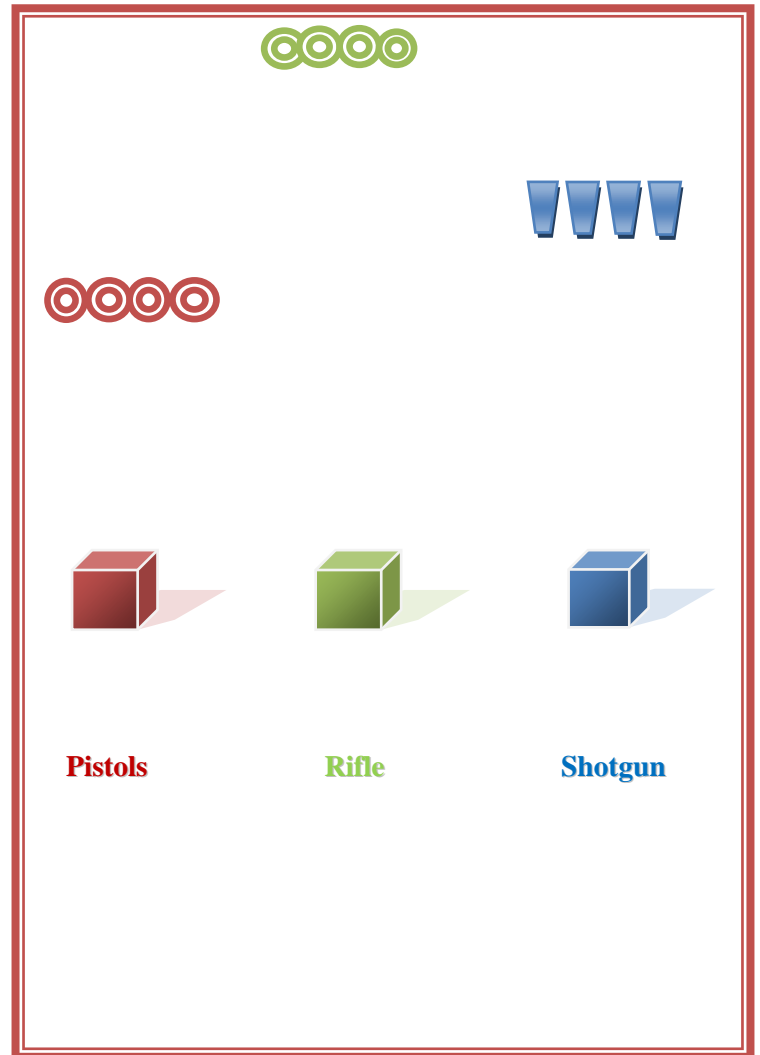
Engage the pistol targets 1234234344. Holster your pistols

After you have surveyed the wreckage pick up your rifle and shotgun and go to the unloading table!!

## Stage 5 - Lolita

Lolita was the woman of every man's dreams. I found out too late that she made a lot of dreams come true! She also had a jealous hubby. Silverado was a big load of trouble. I was on my way out of town when he and his gang got me cornered. I kissed Lolita goodbye and jumped through the bedroom window. I had to make it to the hills to survive. I think I'm off women for a while! I hear dogs make good companions, maybe I'll get me a dog!

Pistol:10  
Rifle:10  
Shotgun:4



**Starting Position:** Starting at the Rifle position with the rifle on the table, with the shotgun lying on the table, and pistol holstered.

**Procedure:** Give the command ... " Enough is enough"

At the beep engage the rifle targets using the "Cactus Back Sweep" 1112233444 Lay your rifle on the table and go to the pistol table.

Engage the pistol targets 11122/33444. Holster your pistols and proceed to the shotgun table

Engage the shotgun targets 1342.

It's been a long journey ... pick up your rifle and shotgun and go to the unloading table!!